

# Biotinylated Human FGFR3 alpha (IIIb) Protein

Cat. No. FGF-HM43BB

Description	
Source	Recombinant Biotinylated Human FGFR3 (IIIb) Protein is expressed from HEK293 with His tag and Avi tag at the C-Terminus. It contains Glu23-Gly377.
Accession	P22607-2
Molecular Weight	The protein has a predicted MW of 41.4 kDa. Due to glycosylation, the protein migrates to 65-75 kDa based on Bis-Tris PAGE result.
Endotoxin	Less than 1EU per µg by the LAL method.
Purity	> 95% as determined by Bis-Tris PAGE > 95% as determined by HPLC

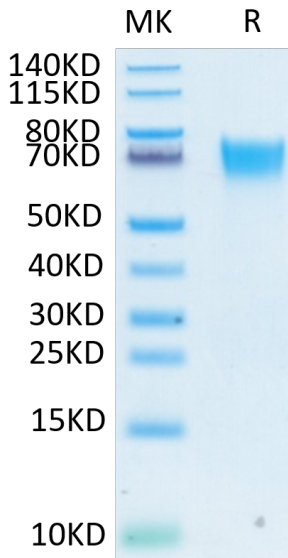
Formulation and Storage	
Formulation	Lyophilized from 0.22µm filtered solution in PBS (pH 7.4). Normally 8% trehalose is added as protectant before lyophilization.
Reconstitution	Centrifuge the tube before opening. Reconstituting to a concentration more than 100 µg/ml is recommended. Dissolve the lyophilized protein in distilled water.
Storage	-20 to -80°C for 24 months as supplied from date of receipt. -80°C for 3 months after reconstitution. Recommend to aliquot the protein into smaller quantities for optimal storage. Please minimize freeze-thaw cycles.

**Background**

Four distinct genes encoding closely related FGF receptors, FGF R1-4, are known. All four genes for FGF Rs encode proteins with an N-terminal signal peptide, three immunoglobulin (Ig)-like domains, an acidbox region containing a run of acidic residues between the Igl and IgII domains, a transmembrane domain and the split tyrosine-kinase domain. FGFR3 is tyrosine-protein kinase that acts as cell-surface receptor for fibroblast growth factors and plays an essential role in the regulation of cell proliferation, differentiation and apoptosis. Plays an essential role in the regulation of chondrocyte differentiation, proliferation and apoptosis, and is required for normal skeleton development. Regulates both osteogenesis and postnatal bone mineralization by osteoblasts.

## Assay Data

### Bis-Tris PAGE



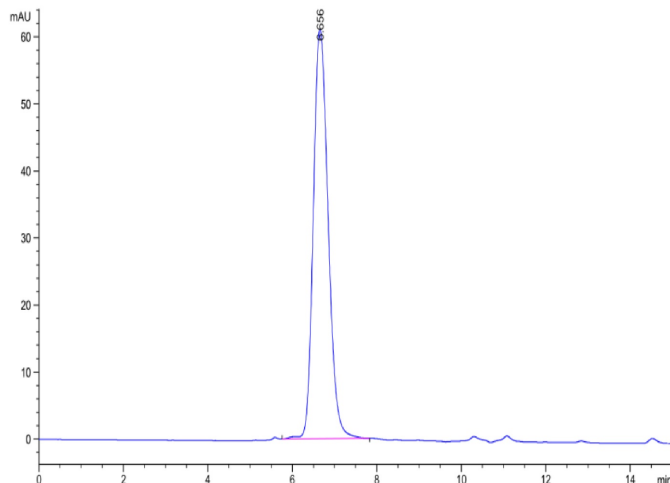
Biotinylated Human FGFR3 alpha (IIIb) on Bis-Tris PAGE under reduced conditions. The purity is greater than 95%.

### SEC-HPLC

# Biotinylated Human FGFR3 alpha (IIIb) Protein

Cat. No. FGF-HM43BB

## Assay Data

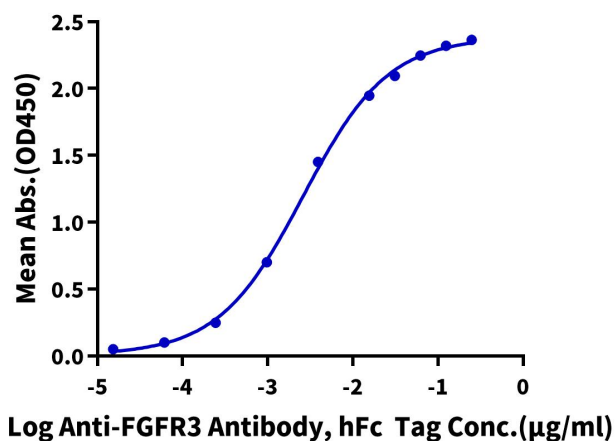


The purity of Biotinylated Human FGFR3 alpha (IIIb) is greater than 95% as determined by SEC-HPLC.

## ELISA Data

### Biotinylated Human FGFR3 alpha (IIIb), His Tag ELISA

0.05µg Biotinylated Human FGFR3 alpha (IIIb), His Tag Per Well



Immobilized Biotinylated Human FGFR3 alpha (IIIb), His Tag at 0.5µg/ml (100µl/well) on the streptavidin precoated plate (5µg/ml). Dose response curve for Anti-FGFR3 Antibody, hFc Tag with the EC50 of 2.6ng/ml determined by ELISA.